



**WACKER
NEUSON**
all it takes!

Dumpers

Wheel dumpers, Dual View dumpers, and track dumpers



Wacker Neuson – all it takes!



Invest in the future.

With Wacker Neuson you are set on high-quality construction machines and equipment on which you can rely for decades – with a consistently high resale value. With over a 75 year history we are building on a strong foundation and we are proud of innovations, which have revolutionized the entire industry. Innovation is in our DNA – benefit from this and prepare yourself for the future.

Rely on an equal-footing partnership, near to you.

Our global network of sales and service stations makes Wacker Neuson a partner with whom you can collaborate on-site on an equal footing. We are there to listen to you, to understand you, and solve your problems with you. Set your sights on a strong partner who will help you to sit ahead of the competition.

Bring even more efficiency to your construction site.

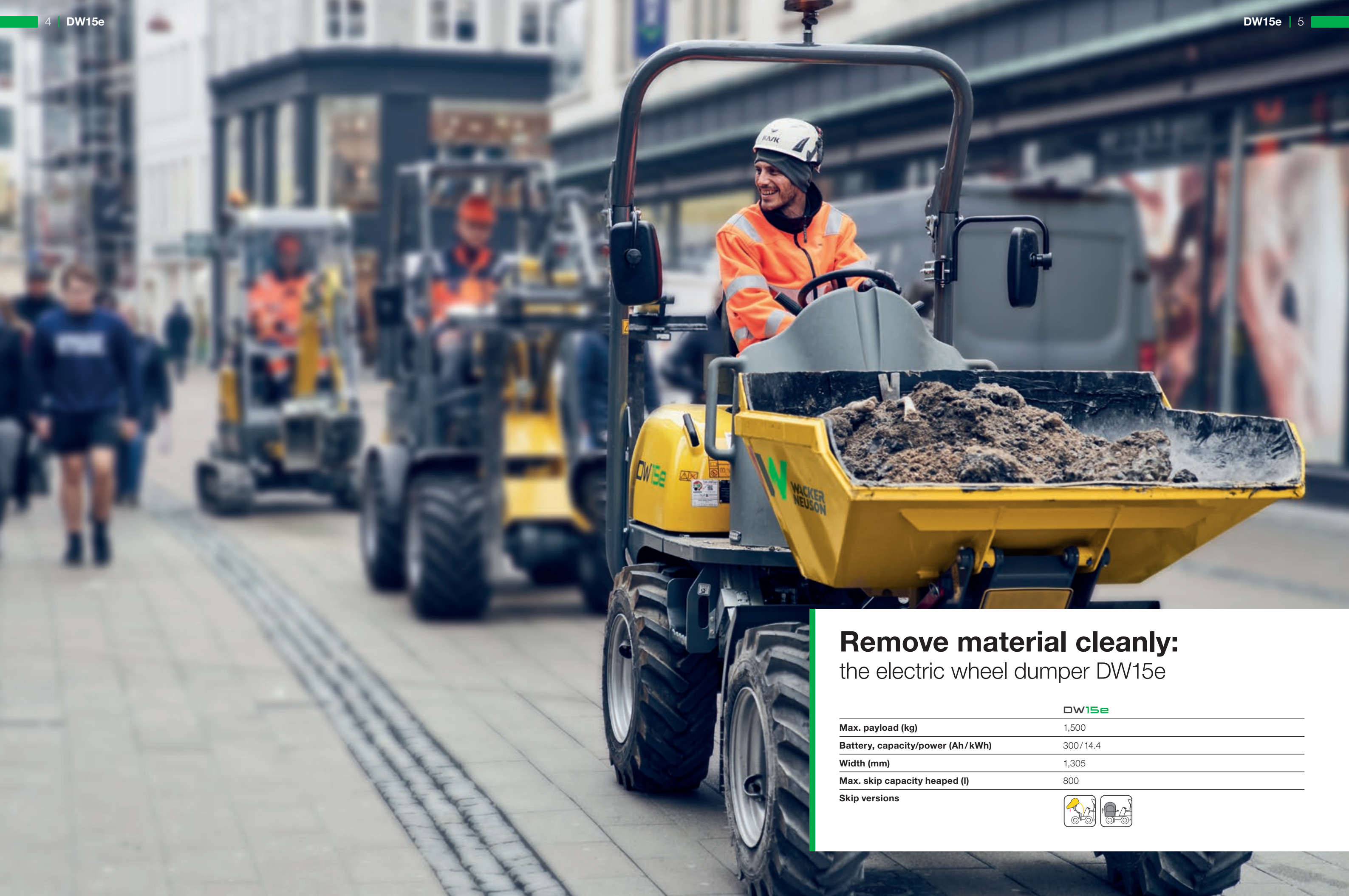
Wacker Neuson guarantees to maximize productivity and minimize the costs – with high-quality products, reliable solutions, and support, which guarantees a smooth construction site operation all the time.

Experience more:
wackerneuson.com





Contents.

Wheel dumpers	
DW15e	4
DW10, DW15	8
DW20, DW30, DW40	12
DW50	22
DW60, DW90	26
Dual View Dumpers	
DV45	18
DV60, DV90, DV100	30
DV125	36
Active Sense Control (ASC)	40
Skip and platform versions	42
Configuration options, dimensions, technical data	43
Track dumpers	
DT05e, DT10e	52
DT05, DT08, DT10, DT12, DT15, DT23	54
Skip and platform versions	56
Configuration options, dimensions, technical data	58



Remove material cleanly: the electric wheel dumper DW15e

	DW15e
Max. payload (kg)	1,500
Battery, capacity/power (Ah/kWh)	300/14.4
Width (mm)	1,305
Max. skip capacity heaped (l)	800
Skip versions	 

Electric wheel dumper DW15e:

transport material completely emission-free.



Electric drive system.

Simply start and drive away: thanks to the electric drive system, no frequent gear shifting is needed and the operator can focus on his task. The drive system and the working hydraulics can be operated independently of each other.



Entry and exit on both sides.

The entry and exits on both sides are very practical and allow the operator to start-up or shutdown the machine in any position. The 3-point contact contributes additionally to the safety of the operator.



Unlimited performance.

The electric drive system is as good as a traditional drive system with a diesel engine. In addition to this, the machine has very low noise emissions due to the e-drive system. As a result, there are new application areas available in emission-sensitive environments, like for example, at inner-city construction sites.



Chargeable at a normal 220 V socket.

With only 8 hours maximum charge time, the machine can easily be charged overnight on an outlet and is ready to use in the morning again with a full battery. The fixed, built-in charging cable for a 220 V outlet is securely stored on the machine, the machine can therefore be charged spontaneously anywhere.



Efficiency

- Drive without shifting gears
- Energy recovery during braking process or driving downhill
- Significantly lower operating costs than conventional machines
- Easy service and maintenance access

Performance

- Same performance as conventional machines
- Articulated pendulum joint
- All-wheel drive system

Environmental-friendliness

- No exhaust emissions, very low noise pollution
- Comprehensive end user and environmental protection

Versatility

- Chargeable at a normal 220 V socket
- Electric drive system

Comfort

- Entry and exit on both sides
- Battery charger on the machine



Compact, safe and versatile:
the new wheel dumpers DW10 and DW15

	DW10	DW15
Max. payload (kg)	1,000	1,500
Engine output (kW / hp)	18.9 / 25.7	18.9 / 25.7
Width (mm)	1,194	1,314
Max. skip capacity heaped (l)	525	800
Skip versions		

Wheel dumpers DW10 and DW50: all-rounders with many functions.



High and swivel tip skip.

The high swivel tip skip makes it possible to empty material, even from a higher range or over obstacles. With the 180-degree swivel function, the swivel tip skip can be emptied in any desired direction, which is particularly useful in tight or less accessible spaces. In addition to this, the swivel tip skip saves time and improves construction site safety, as less maneuvering is required.



Small dimensions.

The very compact dimensions of both machines enable the flexible and efficient application of the dumper, above all in tight and restricted spaces. Tight passages, narrow paths or areas with a restricted provision of space can both be easily passed, unlike when using a larger machine. Additionally, the compact size makes transportation of the dumper from one construction site to the next easier.



Articulated pendulum joint.

Due to the articulated pendulum joint, the machine provides great benefits in terms of off-road capability and stability. As a result of this joint, the dumper can be flexibly maneuvered around obstacles and remain sturdy on uneven or more challenging terrain. The articulated joint ensures that the front and rear axles work independently of one another, which improves traction and reduces the risk of tipping over.



Hydrostatic 4-wheel drive.

Through the application of hydraulics, performance is both equally and continuously distributed across all four wheels, which enables the precise control and adaptation to different ground conditions. This ensures optimal traction on slippery or uneven terrain and reduces the risk of the wheels spinning. In addition to this, there is no longer a need to shift gears, which makes operation particularly comfortable.

Safety

- Flat and safe mounting and alighting
- Handles are easily accessible and in the signal color
- Hill-hold function
- Skip and tilt monitoring
- Seat belt monitoring incl. optional start release
- Green rotating beacon in conjunction with an orange safety belt
- Increased stability

Efficiency

- Hydrostatic 4-wheel drive
- Very compact dimensions
- Auto-stop function
- LED work lights
- Intuitive joystick operation
- Very good all-round visibility
- Wide and narrow version (DW10)



Comfort









- High operating comfort
- Joystick operation
- Plenty of legroom
- Clear operational design
- Seat heating

Performance

- Hydrostatic 4-wheel drive
- Optional turf tires available
- High or swivel tip skip available (DW15)
- Plenty of ground clearance
- Very good off-road capability
- Towing device incl. socket



Material transport made easy: the wheel dumpers DW20, DW30, DW40

	DW20	DW30	DW40
Max. payload (kg)	2,000	3,000	4,000
Engine output (kW)	18.9	18.9/36	36
Width (mm)	1,497	1,730	1,780
Max. skip capacity heaped (l)	1,500	1,800	2,300
Skip versions	   	  	

Even safer. Even more comfortable.

An overview of the DW20, DW30, and DW40 features.

Versatility

- Optional high swivel tip skip (DW20, DW30)

Safety

- Hydrostatic 4-wheel drive
- Cameras incl. washing system in both directions of travel
- Tilt and skip monitoring
- Seat belt monitoring
- Hill-hold function
- Automatic brake lights with the hydrostatic braking function

Performance

- Articulated pendulum joint
- Gradeability 50%
- Cruise control (DW30, DW40)



Comfort

- Clearly arranged instrument panel with joystick operation
- ROPS bar with gas-pressure damper or spacious cabin (DW30, DW40)
- A lot of legroom and storage options
- Entry and exit on both sides (even possible in signal color)
- Heated, imitation leather seat

Maintenance

- Easy service and maintenance access
- Extended maintenance intervals
- Lockable toolbox on both sides

Efficiency

- Small dimensions
- High ground clearance
- Continuous speed up to 25 km/h (15.5 mph)
- Auto-stop function

Wheel dumpers DW20, DW30, DW40:

high level of comfort, maximum safety, and intuitive operation.



Spacious, comfortable cab.

The optional cabin of the DW30 and DW40 provides a pleasant and safe working environment in any weather. As a result of the extensive range of equipment and a variety of available options, the operator has the option of a comfortable all-round package.



Extended maintenance intervals.

The long maintenance intervals of 500 operating hours make additional cost savings possible due to fewer service and maintenance intervals divided over the entire use.



Hydrostatic 4-wheel drive.

With the hydrostatic 4-wheel drive, the operator can concentrate on his work without frequent gear shifting. A continuously constant tractive force from zero to the maximum

speed and a hydrostatic brake provide for a comfortable driving experience. An automatic ECO mode is also available for the DW40 wheel dumper.



Sturdy skip guard.

The skip guard protects the operator and the cab from falling material. It provides for additional safety even during loading. The protective skip guard was designed and tested for this, based on ISO 10262, front protective grating Level 2.



Tilt and skip monitoring.

The installed tilt monitoring provides visual and acoustic notification when there is an insecure status when operating the skip. The skip monitoring reduces the speed of the machine if the skip is not in the starting position.



Auto-stop function.

The built-in auto-stop function turns the machine off automatically after five minutes without use. This period of time can be adjusted and the operator is notified visually and acoustically before switching off. As a result, both the engine running time and the exhaust emissions are reduced.



Nothing that you can't see.

Cameras in all travel directions with washing systems, additional mirrors and a generous field of vision make every area surrounding the machine optimally visible.



Dual View becomes Multi View: the new Dual View Wheel dumper DV45

	DV45
Max. payload (kg)	4,200
Engine output (kW)	36
Width (mm)	1,780
Max. skip capacity heaped (l)	2,400
Skip versions	



Multi View combines productivity with safety: the new Dual View wheel dumper DV45.



Multi View mode.

In the Multi View mode, the DV45 can operate sideways with a rotated cabin. As a result, the operator can see the whole working environment to the side and can precisely tip the load to the side on the spot.



Automatic skip return.

The skip can be automatically returned into the transport position at the press of a button. When retracting the skip, the machine can be operated normally.



Hydrostatic 4-wheel drive.

With the hydrostatic 4-wheel drive, the operator can concentrate on their work without frequent gear shifting. The automatic ECO mode ensures minimal use.



Rotating cabin.

The operator cab, which can be rotated up to 180° at the press of a button, enables a comprehensive view around the machine, and greatly increasing safety operator and surrounding environment safety.



Comfortable cabin.

Storage compartment, incl. cellphone mount, tinted windows with UV protection, large display, optimally arranged control elements, an adjustable armrest and much more, make the wheel dumper DV45 a comfortable everyday hero for the operator.

Efficiency

- The rotating cabin enables extensive visibility around the machine at the press of a button
- The auto-stop function automatically switches the machine off when not in use
- Multi View mode for optimal visibility when filling to the side

Comfort

- Intuitive, simple operation with high cabin comfort
- Optional air-conditioning system
- The large, multi-functional 7-inch display ensures a perfect overview of all the machine's functions
- Air-cushioned, heated, comfort seat

Performance

- Hydrostatic 4-wheel drive with automatic ECO mode
- Variable drive system up to a maximum speed of 25 km/h allows continuous acceleration and braking without shifting gears
- Automatic skip return returns the skip to its starting position at the press of a button


Safety

- Hill-hold function prevents the machine from rolling away as soon as the foot is taken off of the throttle
- Camera, incl. washing function, front and rear
- Tilt monitoring warns the operators of unsafe use
- Seatbelt monitoring with optional start approval - warns of or prevents start-up when not wearing a seatbelt





Safety redefined: the wheel dumper DW50

	DW50
Max. payload (kg)	5,000
Engine output (kW)	45/55.4
Width (mm)	1,915
Max. skip capacity heaped (l)	2,650
Skip versions	

Wheel dumper DW50: optimized for maximum safety and performance.



Seatbelt monitoring with seatbelt logic.

Safety is the focus. Therefore, you should not do away with the seatbelt monitoring. The operator must first be seated and buckled up to be able to start the machine. An unsafe start-up is therefore ruled out and more safety for the operator is ensured.



Cruise control system.

The cruise control system ensures that the machine maintains a set speed. This way, the operators do not have to concentrate on their speed and can enjoy the comfort of automation.



Sturdy skip guard.

The skip guard protects the operator and the cab from falling material – even while driving. It will withstand an impact from an excavator bucket with the maximum force of a 15-ton excavator. The skip protective guard is based on the ISO 10262, and the front protective guard has been designed and tested to Level 2.



Rear LED lights incl. dynamic turn signals.

The rear LED lights are recognizable even from a distance and shine a bright and noticeable light. The motion of the dynamic turn signals also installed runs from the inside outward. This focuses attention on the surroundings when turning and the risk of accidents or misunderstandings can be minimized.



Performance

- Four-cylinder turbo diesel engine
- Weather protection roof

Safety

- Seat belt monitoring
- Sturdy skip guard
- Rear LED lights incl. dynamic turn signals.
- Entry in high visibility color
- Washing system for cameras
- Broadband tone drive signal when activating reverse gear
- Dual-circuit braking system

Versatility

- Optional turf tires
- Auto-stop function

Efficiency





- Hydrostatic 4-wheel drive with automatic ECO mode

Comfort

- Cruise control system
- Lockable storage options in the wheel case
- Heated, imitation leather seat



Material handling on a large scale:
the wheel dumpers DW60 and DW90

	DW60	DW90
Max. payload (kg)	6,000	9,000
Engine output (kW)	44.5/55.4	55.4
Width (mm)	2,328	2,486
Max. skip capacity heaped (l)	3,500	4,600
Skip versions	  	

Safe power packages.

An overview of the DW60 and DW90 features.

Safety

- Sturdy skip guard
- Hill-hold function
- Entry in high visibility color
- Front and rear-view camera with washing system
- Automatic brake lights with the hydrostatic braking function
- Green rotating beacon
- Tilt and skip monitoring
- Seat belt monitoring

Comfort

- Spacious comfortable cab
- Large, multi-functional display
- Lockable toolbox on both sides
- Laminated safety glass on front and tinted windows to protect the operator

Performance

- LED front and rear work lights
- Continuous speed up to 25 km/h (15.5 mph)
- Cruise control system

Efficiency

- Hydrostatic 4-wheel drive with automatic ECO mode
- Joystick operation
- Easy service and maintenance access
- Auto-stop function



Wheel dumpers DW60 and DW90: efficient load carriers.



Tilt and skip monitoring.

The tilt monitoring system provides a warning both visually and acoustically if the skip is operated in an insecure state. The skip monitoring system ensures that the machine can only be operated with a limited speed when the skip is lifted.



Surrounding LED lighting.

The machine is equipped all-round with low-maintenance, powerful headlights from LED work lights to LED rear lights, which can be easily recognized both on and off the road.



Seatbelt monitoring incl. start release.

The optionally available, intelligent seatbelt monitoring system detects the sequence of sitting down and operating the seatbelt, and will only permit the operator to start the vehicle once they are actually strapped in. A safety belt in signal color and the seatbelt monitoring system are integrated ex works. The installed seat contact switch checks before starting whether the operator has sat on their seat as intended.








Large, multi-functional display.

The large, multi-functional 7-inch display provides a perfect overview of all the machine's functions and shows the respective camera images. In doing so, the display switches automatically between the image of the front and rear-view camera depending on the input travel direction. This again increases the safety of the machine. Furthermore, the display fulfills the IP69 protective class requirements, making it very sturdy.



Dumper and truck in one:
the Dual View dumpers DV60, DV90, DV100.

	DV60	DV90	DV100
Max. payload (kg)	6,000	9,000	10,000
Engine output (kW)	55/100	55/100	55
Width (mm)	2,230	2,420	2,420
Max. skip capacity heaped (l)	3,500	4,600	5,000
Skip versions	 	 	

Highest level of safety thanks to the Dual View.

An overview of the DV60, DV90, and DV100 features.

Safety

- Sturdy skip guard
- Field of vision is better than the standards
- Spring-loaded parking brake
- Cameras incl. washing function to the front and rear for ideal all-round visibility
- Seatbelt in signal color and green rotating beacon
- Entry in high visibility color
- Automatic brake lights with the hydrostatic braking function
- Seat contact switch
- Tilt monitoring warns the operators of unsafe use
- LED lighting surrounding the machine as standard

Maintenance

- Very long-life and robust thanks to processing exclusively with high-quality materials
- Lockable toolbox in the wheel case, as standard
- Optimally placed service and maintenance access

Comfort

- Swivel seat without a center console, therefore more freedom for leg movement and space for the operator
- Storage options and jacket hook for high level of operational comfort
- Cruise control system
- Fold-up armrest for simple entry and exit on both sides
- Spacious, comfortable cabin with optional air-conditioning system
- Clearly arranged instrument panel with joystick operation concept
- Tinted windows with UV protection

Efficiency

- Optional power version with 100 kW engine for even stronger drive
- Auto-stop function
- Optimally placed service and maintenance access
- Small dimensions
- Hydrostatic 4-wheel drive with automatic ECO mode
- Intuitive joystick operation



Innovative and safe.

Hill-hold function, tilt monitoring and seatbelt monitoring with start release. The safety of the operator and the surroundings are at the forefront for our machines.



The Power version.

With the optional Power engine, the Dual View Dumper provides up to 100 kW power and accelerates to up to 30 km/h top speed. With the ECO mode and the auto-stop function, this is also achieved at a higher degree of environmental-friendliness.



New swivel seat design.

The swivel seat of the new Dual View series has been redesigned in such a way that the rotation is even easier and working is even more comfortable. A lot of leg room and entry & exit on both sides due to a fold-up armrest – the good has just got even better!



Everything at a glance.

Additional LED lighting as standard and cameras that can be cleaned with an integrated washing system at the press of a button. Therefore, you always have the best all-round view around the machine.

Dual View Dumper DV60:

Now even more flexible thanks to the skip change system.

Unrestricted visibility and numerous application options.

The Dual View swivel seat design and the skip change system extend the range of use of the dumper on the construction site many times over. By changing the swivel tip skip to backfill and transporting loose material on a tiltable platform, additional smaller equipment, tools and much more can be transported, if required. In doing so, the platform can also be tilted in three directions and the side walls can be folded down or removed. On fixed substrate, the disconnected skips can be loaded with up to 2 tons' weight. Mounted on the skip, the DV60 offers the option to transport up to 6 tons' payload.



More operating comfort thanks to the ergonomic swivel console.

Premium steering wheel with tilt adjustment simplifies the safe entry and exit

Rotating assembly mounted on bearings for quick change of the sitting position

Adjustable armrest

Fold-up console for exiting on both sides in both directions of travel



Multi-function display for machine functions, incl. lockable display protection

Screen for standard rear-view camera with lockable anti-vandalism protection; screen and camera fulfill IP69

A lot of legroom with the new swivel seat design

The DV60 skip change system: more options, greater capacity.



Your dumper. Your rules.

The skip can be disconnected and connected in just a few minutes. With little space required, storage of the stationary skip is not a problem. While 2 tons' materials can be simultaneously stored.



Effortlessly move more.

Due to the fold-down and detachable side walls, the 3-way side tipping platform can be easily loaded from either side. As a result of the integrated transportation eyelets on the floor and recesses on the underside, it is possible to fix the load.



All instructions at a glance.

Hydraulic and power connections are perfectly positioned at the operator's height alongside operating instructions affixed onto the machine. As a result, it is possible for a single person to make a change in just a few minutes. The successful coupling and uncoupling is displayed to the operator on the display in the machine.



Heavy and reliable.

With the help of the feet included in the scope of delivery, the skip can be securely and stably stopped on a fixed subbase. The safety bolts on each foot and the height-adjustable foot extensions ensure for optimal stability.



Capturing new dimensions:
new Dual View dumper DV125

	DV125
Max. payload (kg)	12,500
Engine output (kW)	100
Width (mm)	2,540
Max. skip capacity heaped (l)	7,000
Skip versions	



Material transport of the next class.

High payload combined with maximum safety.

Efficiency

- High payload for maximum materials handling
- Compact dimensions and Dual View rotating seat design for optimal maneuverability
- Powerful, even when fully laden, on any terrain
- Tractive force and speed optimally combined
- LED lighting around the machine for use in any weather and at any time of the day
- Auto-stop function

Comfort

- Cabin with everything that the operator's heart desires
- Air-conditioning, as standard
- Radio incl. Bluetooth hands-free installation and USB charging connections
- Air-cushioned operator's seat, adjustable to the individual operator's weight, incl. heated seat as standard
- Many storage surfaces and lots of legroom

Safety

- Skip and tilt monitoring
- Skip guard
- Hill-hold function
- Laminated safety glass
- Seatbelt monitoring, optionally incl. start release
- Colored safety belt, combined with green rotating beacon
- Heavy-load axle and reinforced frame



Larger material volume and safety:

the Dual View dumper DV125.



A lot helps a lot.

The perfect compromise to combine the benefits of a dumper with the transport volume of a truck. The impressive payload of 12.5 tons makes it possible to transport more material within a shorter time frame. And that is both on the construction site and with road approval.



Unbelievably efficient.

Simply rotate the seat and drive away. Without time-consuming turning maneuvers it is not only faster in transporting material, but also less restricted in confined spaces. Thanks to the small dimensions and the Dual View operating concept. The operator even has more visibility in the skip direction thanks to the heightened seating position and the camera.



Safe journey.

The safety standards are in the detail - and in the base model machine. Both the tilt and skip monitoring, as well as hill hold function and skip guard are installed ex works. And these are just a few of the extensive safety features of the base model machine.



Performance you can rely on.

A powerful engine, reinforced frame, and heavy-load axle ensure that the DV125 can be operated both safely and powerfully on uneven terrain. The hydrostatic 4-wheel drive including braking function, in combination with the articulated pendulum joint generate safety and stability.

Object detection and integrated braking assistant

- Scans the surroundings for potential obstacles
- Calculates the expected route, even with corners
- Activates before a collision occurs without hindering the daily operation, including emptying and loading*



*Eingreifen erfordert ausgerüsteten Bremsassistenten.

Active Sense Control (ASC):

Dumper view ahead! Danger averted before it even occurs.



Danger assessment deluxe.

All obstacles above the ground are scanned and processed by the machine in real-time using in-house developed software. Should an impact lie ahead, no matter whether it is with an object or a human within the surroundings, the system immediately activates, potentially causing the machine to come to a standstill.



Functionality always at the forefront.

Immediately after starting the machine, the system notifies of its functioning status. The system checks whether all sensors are working free from defects and immediately highlights to the operator if there is contamination or any faults. As a result, the operator is able to perform the necessary cleaning procedures or maintenance prior to start-up in order to ensure full performance and system safety. In this way, ASC proactively supports the prevention of downtime and ensures that the dumper can optimally react to potential collisions at any time.

Warning: The system is not a substitute to the operator's awareness and their obligations. It is the machine operator's responsibility to prevent an accident from occurring.



Mute mode.

Should the function restrict a desired move, like parking or unloading, it is possible to turn this off short-term. The so-called Mute Mode allows the operator to perform the desired movement despite warning and stop function, and the machine can continue to move.




Trailer operation thought out.

If a trailer is to be towed, the system can be switched to trailer operation, which automatically deactivates the radar to the trailer to avoid a continuous alarm and to ensure undisturbed operation. This function ensures that ASC can be flexibly adjusted to different application conditions without restricting the efficiency and the safety.

Skip and platform versions.

Whether for construction sites, gardening and landscaping, or municipal use: The different skip types and platform versions are designed for different needs and provide you with exactly the qualities that are in demand.

Wheel dumpers




Front tip skip
The front tip skip is ideal if a lot of material has to be transported in a short period of time.

- For larger material volumes up to 4.75 m³
- Low center of gravity and low dumping height
- Economical solution

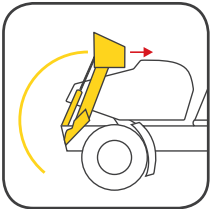


Other types of skips
A low dump height is important in many applications. This is exactly why the DW20 and the DW30 have special skips. When very large volumes need to be transported, a light materials skip is recommended, which is available for the 4001 Speed.




High tip skip
If height differences are to be compensated when emptying the material, the high tip skip is the right choice.

- Suitable for container loading
- Dump height is over 1.8 m
- Flexible use as front or high tip skip




Self-loading equipment
Entirely without other machines, lots of material can be filled in a short time with the self-loading equipment.

- Lifting of up to 300 kg material
- Independent actuation of loading arm and bucket



Swivel tip skip
Thanks to the infinitely variable 180-degree tipping, the swivel tip skip puts your material exactly where you want it – ideal for limited spaces.

- Leveling during transport of liquids on gradients
- 2 × 90-degree swing gear left and right
- Lateral filling possible



High swivel tip skip

- Combination of the advantages of a swivel tip skip and a high tip skip
- Outstanding suitability for bridging of height differences in narrow spaces
- The modern tilt sensor warns the operator of instability immediately with a visible and acoustic signal

Configuration options.

Wheel dumpers and Dual View dumpers.

	DW15e	DW10	DW15	DW20	DW30	DW40	DW50	DW60	DW90	DV45	DV60	DV90	DV100	DV125
Skip														
Asphalt skip	-	-	-	○	-	-	-	-	-	-	-	-	-	-
Swivel tip skip	○	-	●	●	●	●	●	○	-	●	○	○	-	-
Front tip skip	-	-	-	-	-	-	-	●	●	-	●	●	●	●
High tip skip	●	●	○	-	-	-	-	-	-	-	-	-	-	-
Light material skip	-	-	-	-	-	-	-	-	-	-	-	-	-	-
Swivel tip skip 3 m	-	-	-	-	-	-	-	○	-	-	-	-	-	-
Concrete skip incl. pouring pan	-	-	-	-	○	-	-	-	-	-	-	-	-	-
Automatic skip return	-	-	-	-	-	-	-	-	-	○	-	-	-	-
High swivel tip skip	-	-	-	○	○	-	-	-	-	-	-	-	-	-
Swivel tip skip with self-loading equipment	-	-	-	○	-	-	-	-	-	-	-	-	-	-
Skip change system	-	-	-	-	-	-	-	-	-	-	●	-	-	-
Cab / ROPS / canopy														
Cab ROPS / FOPS Level II	-	-	-	-	○	○	-	○	○	○	○	○	○	●
Canopy ROPS / FOPS Level II	-	-	-	-	-	-	-	-	-	-	○	○	○	-
Air-conditioning system	-	-	-	-	○	○	-	○	○	○	○	○	○	●
Bluetooth radio with hands-free system	-	-	-	-	○	○	-	○	○	○	○	○	○	●
Weather protection roof	-	-	-	○	○	○	○	-	-	○	-	-	-	-
Fold-down ROPS bar	●	●	●	-	-	-	-	-	-	-	-	-	-	-
Fold-down ROPS bar with gas pressure damper	-	-	-	●	●	●	●	●	●	●	●	●	●	-
7-inch display (protective class IP69)	-	-	-	-	-	-	●	●	●	●	●	●	●	●
Vandalism protection, display	-	-	-	-	-	-	●	●	●	●	●	●	●	●
Air-cushioned, heated, comfort seat	-	-	-	-	-	-	-	-	-	○	○	○	○	●
Heated, imitation leather seat	-	○	○	○	○	○	○	○	○	○	○	○	○	○
Document box (watertight) (lockable)	-	●	●	●	●	●	●	●	●	●	●	●	●	●
Toolbox on one side (lockable)	-	-	-	-	-	-	-	-	-	●	●	●	●	●
Toolbox on both sides (lockable)	-	-	-	○	○	○	○	○	○	-	-	-	-	-
Seat contact switch	-	-	-	-	-	-	-	●	●	●	●	●	●	●
Engine, drive system and hydraulics														
100% electric drive system	●	-	-	-	-	-	-	-	-	-	-	-	-	-
Battery charger for xGEI 230 V 16A	○	-	-	-	-	-	-	-	-	-	-	-	-	-
Multi View mode	-	-	-	-	-	-	-	-	-	○	-	-	-	-
Auto-stop function	-	-	-	-	○	●	●	●	●	●	●	●	●	●
25 km/h version	-	-	-	-	○	●	●	●	●	●	●	●	●	-
30 km/h version	-	-	-	-	-	-	○	-	-	-	○	○	○	-
Cruise control system	-	-	-	-	○	○	○	○	○	○	○	○	○	○
Hydrostatic 4-wheel drive	●	●	●	●	●	●	●	●	●	●	●	●	●	●
Articulated pendulum joint	●	●	●	●	●	●	●	●	●	●	●	●	●	●
DV25/ 10/ 15/ 10 km/h	-	-	-	-	-	-	-	-	-	-	-	-	-	○
DV20/ 15/ 20/ 15 km/h	-	-	-	-	-	-	-	-	-	-	-	-	-	○
DV30/ 10/ 15/ 10 km/h	-	-	-	-	-	-	-	-	-	-	○	○	○	-
DV30/ 15/ 20/ 15 km/h	-	-	-	-	-	-	-	-	-	-	○	○	○	-
Bio-Oil	○	○	○	○	○	○	○	○	○	○	○	○	○	○
6-point central lubrication system	-	-	-	-	-	-	-	-	-	-	○	○	○	○

● Standard ○ Option - not available

Configuration options.

Wheel dumpers and Dual View dumpers.

	DW15e	DW10	DW15	DW20	DW30	DW40	DW50	DW60	DW90	DV45	DV60	DV90	DV100	DV125
Paint														
Special paint cab / canopy / ROPS	–	–	–	○	○	○	○	○	○	○	○	○	○	○
Multi-color RAL special paint	○	○	○	○	○	○	○	○	○	○	○	○	○	○
Single-color RAL special paint	○	○	○	○	○	○	○	○	○	○	○	○	○	○
EquipCare														
EquipCare incl. app and PC manager*	○	○	○	○	○	○	○	○	○	○	○	○	○	○
EquipCare Dual ID	○	○	○	○	○	○	○	○	○	○	○	○	○	○
Tires														
Turf tires	○	○	○	–	○	–	○	○	–	○	○	–	–	–
Tires with tractor tread	●	●	●	●	●	●	●	●	●	●	●	●	●	●
Narrow tires	–	–	–	–	–	–	–	–	–	–	–	–	–	–
Tires with all-round tread	–	–	–	–	○	○	○	○	○	○	○	○	○	○
Wide tires	–	○	–	–	–	–	–	–	–	–	–	–	–	–
Safety														
LED front + rear work lights	–	○	○	○	○	○	○	○	○	○	○	○	○	●
Rear working lights LED	–	–	–	–	–	–	–	–	–	●	●	●	●	●
Side mirror (rear-view mirror)	○	●	●	●	●	●	●	●	●	●	●	●	●	●
Broadband tone reverse alarm	–	○	○	○	○	○	○	○	○	●	●	●	●	●
Active Sense Control (object detection)°	–	–	–	–	–	–	○	○	○	○	○	○	○	○
Skip guard	–	–	–	–	○	○	○	○	○	○	○	○	○	●
Entry in high visibility color	–	●	○	○	○	○	○	○	○	○	○	○	○	●
Orange LED rotating beacon	○	○	○	○	○	○	○	○	○	○	○	○	○	●
Green LED rotating beacon	–	○	○	○	○	○	–	○	○	○	○	○	○	○
Orange safety belt	–	○	○	●	●	●	●	●	●	●	●	●	●	●
Front-view camera incl. washing system	–	–	–	○	○	○	●	●	●	○	○	○	○	●
Rear-view camera incl. washing system	–	–	–	○	○	○	○	○	○	●	●	●	●	●
Rear LED light (incl. dynamic turn signal)	–	–	–	○	○	○	○	○	○	●	●	●	●	●
Seat belt monitoring and start release	–	○	○	○	○	○	○	○	○	○	○	○	○	○
Hill-hold function	–	●	○	○	○	○	○	○	○	○	○	○	○	●
Skip and tilt monitoring	–	○	○	●	●	●	●	●	●	●	●	●	●	●
Spirit level	–	●	●	–	–	–	–	–	–	–	–	–	–	–
Miscellaneous														
Towing device	–	○	○	○	○	○	○	○	○	○	○	○	○	–
Plug receptacle for towing device	○	○	○	○	○	○	○	○	○	○	○	○	○	–
Road lights	–	–	–	–	–	–	–	○	○	–	○	○	○	○
Equipment for road traffic	○	○	○	○	○	○	○	○	○	●	●	●	●	●
Manufacturer confirmation	○	○	○	○	○	○	○	○	○	○	○	○	○	○
Wheel chock	○	○	○	○	○	○	○	○	○	●	○	○	○	●
TÜV road approval (DE)	○	○	○	○	○	○	○	○	○	○	○	○	○	○

● Standard ○ Option – not available

* Available in Germany, Switzerland, Austria, United Kingdom, Sweden, France, Denmark, Norway, Belgium, Ireland, the Netherlands and Luxembourg. Other countries optional.
° The Active Sense Control object detection is supplied ex works with the stop-assistant to guarantee optimal protection. This must be deactivated, if desired.

Dimensions.

Wheel Dumpers.

		DW15e		DW10		DW15	
		High tip skip	Swivel tip skip	High tip skip		High tip skip	Swivel tip skip
A Overall length	mm	3,300	3,214	3,040		3,300	3,220
B Wheel base	mm	1,755		1,520		1,650	1,700
C Tail projection including towing device	mm	746		878		810	
D Pivot point of the high tip skip	mm	1,924	–	1,186/1,755		820/1,885	–
E Dumping distance	mm	375	–	491		400	280
F Width of vehicle	mm	1,322		1,194		1,305	
G Width of skip	mm	1,234		1,194		1,225	1,260
H Overall height of ROPS	mm	2,550		2,585		2,550	
I Height of ROPS folded down	mm	1,971		1,804		1,960	
J Height of cab	mm	–		–		–	
K Height of dumping edge skip tipped	mm	445/1,516	740	545/1,549		370/1,450	680
L Height of skip tipped	mm	1,966/3,038	2,276	1,851/2,883		1,895/2,975	2,250
M Height of skip not tipped	mm	1,408/2,479	1,340	1,186		1,345	1,300
N Dumping distance lateral	mm	–	108	–		–	100
O Ground clearance	mm	252		246		260	

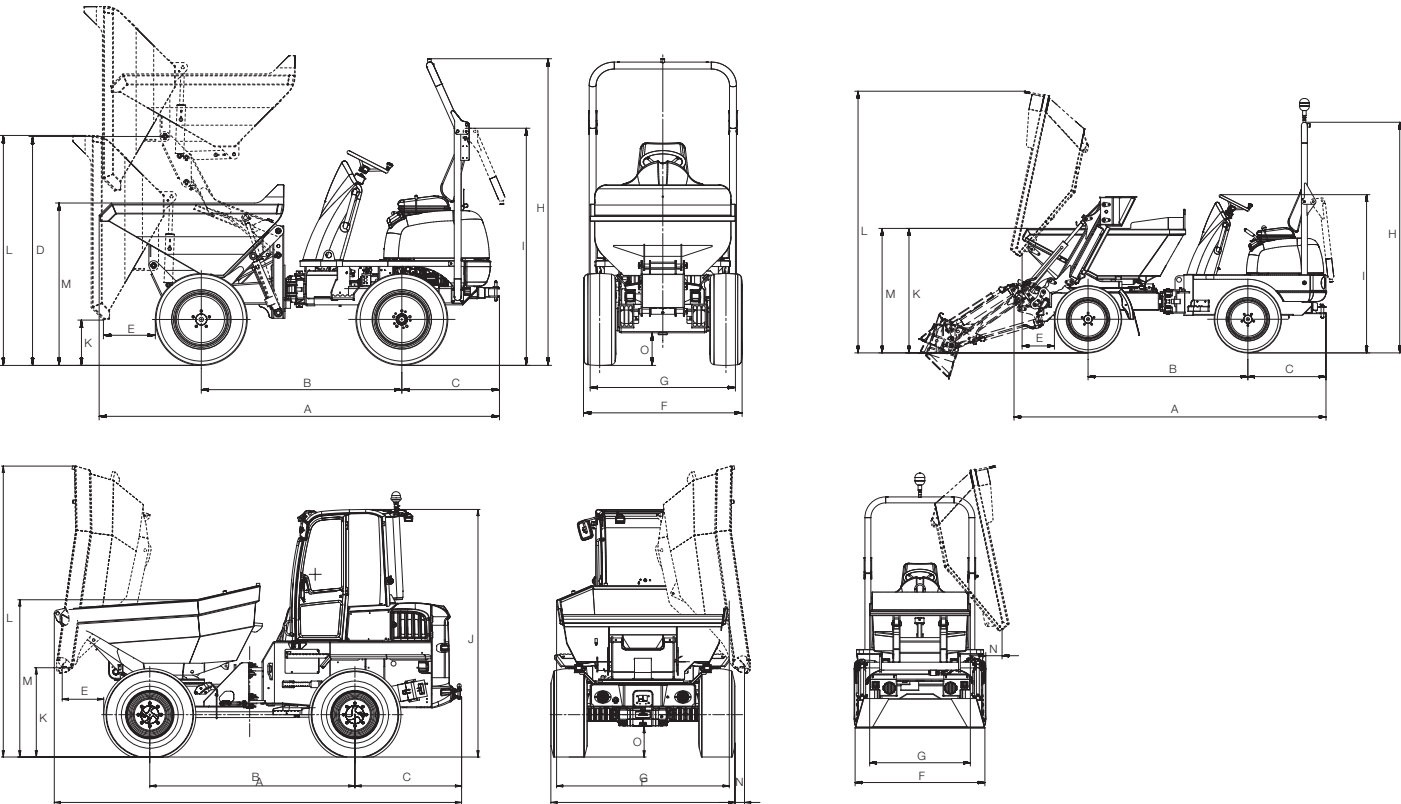
	Unit	DW20			DW30			DW40	DW50	DW60			DW90
		Swivel tip skip	Asphalt skip	High swivel tip skip	Swivel tip skip	High swivel tip skip	Concrete skip	Swivel tip skip	Swivel tip skip	Front tip skip	Swivel tip skip	Swivel tip skip 3m	Front tip skip
A Overall length	mm	3,784/3,813***	3,865	3,755	3,904	4,890	4,890	4,269	4,412	4,554	4,806	4,744	4,729
B Wheel base	mm	1,882	1,882	1,945	1,945/2,090**	2,090	2,090	2,090	2,190	2,485			2,700
C Tail projection including towing device	mm	1,041	1,041	1,041	1,039/1,156**	1,156	1,156	1,072	1,241	1,263			1,263
D Pivot point of the high tip skip	mm	–	–	1,746	–	–	–	–	–	–			–
E Dumping distance	mm	481/457***	527	401	482/539**	1,029	1,212	567	616	565	456	446	514
F Width of vehicle	mm	1,497	1,497	1,627	1,730/1,780	1,780	1,780	1,780	1,915	2,230			2,420
G Width of skip	mm	1,482/1,121***	1,488	1,482	1,730	1,740	1,740	1,780	1,926	2,328	2,217	2,218	2,486
H Overall height of ROPS	mm	2,738	2,757	2,757	2,778/2,860**	2,860	2,860	2,857	2,783	3,240	3,258	3,258	3,280
I Height of ROPS folded down	mm	1,770	1,770	1,770	1,945	1,945	1,945	1,945	1,944****	2,591			2,618
J Height of cab	mm	–			2,669**	2,669	2,669	2,690	–	2,999			3,081
K Height of dumping edge skip tipped	mm	910/881***	675	1,174	994	363	363	1,014	1,111	384	1,100	1,153	374
L Height of skip tipped	mm	2,855/2,862***	2,187	3,596	3,082	3,040	3,040	3,298	3,479	2,417	3,639	3,639	2,580
M Height of skip not tipped	mm	1,404/1,388***	1,430	2,053	1,475	1,562	1,698	1,582	1,882	1,828	1,837	1,830	2,003
N Dumping distance lateral	mm	241/263***	290	162	280	830	700	237	253	–	227.5	227.5	–
O Ground clearance	mm	217	217	217	257	257	257	257	282	378			396

** Data for power version *** SLE **** Only when handrail and mirror are disassembled, otherwise 2,205 mm

Dimensions.

Wheel dumpers and Dual View dumpers.

Unit		DV45	DV60				DV90		DV100	DV125
		Swivel tip skip	Front tip skip	Swivel tip skip	Swivel tip-change-skip	3-way side tipping platform	Front tip skip	Swivel tip skip	Front tip skip	Front tip skip
A Overall length	mm	4,400	4,441	4,700/ 4,800*	4,757/ 4,797*	4,655/ 4,750*	4,622	4,891 / 4,998*	4,660	5,342
B Wheel base	mm	2,280	2,485		2,635		2,700		2,700	2,900
C Tail projection including towing device	mm	1,155	1,157 / 1,252*				1,157 / 1,252*		1,157	1,252
D Pivot point of the high tip skip	mm	–	–				–		–	–
E Dumping distance	mm	503	581	599	499	619	674	553	729	628
F Width of vehicle	mm	1,780	2,196		2,217	2,196	2,420		2,420	2,540
G Width of skip	mm	1,775	2,328	2,217	2,217	2,493	2,486	2,453	2,504	2,519
H Overall height of ROPS	mm	3,060	3,435		–		3,483		–	–
I Height of ROPS folded down	mm	2,363	2,439		–		2,473		–	–
J Height of cab	mm	2,841	2,926 / 3,006*				2,974 / 3,054*		2,974	3,063
K Height of dumping edge skip tipped	mm	945	368	1,100 / 1,092*	1,150	1,004	365	1,202 / 1,200*	333	615
L Height skip tipped	mm	3,317	2,402	3,631	3,691	2,806	2,573	4,010	2,740	3,659
M Height skip not tipped	mm	1,634	1,820	1,838	1,898	1,582	2,003	2,036	2,073	2,223
N Dumping distance lateral	mm	335	–	209 / 245*	209	460	–	249 / 308*	–	–
O Ground clearance	mm	261	364 / 362*		364		390		390	388



* Data for power version

Technical data.

Wheel dumpers and Dual View dumpers.

		DW15e		DW10	DW15	
		High tip skip	Swivel tip skip	High tip skip	High tip skip	Swivel tip skip
General						
Payload	kg	1,500		1,000	1,500	
Shipping weight	kg	1,940		1,215	1,320	1,261
Skip capacity struck	l	650		415	650	
Skip capacity heaped	l	800		525	800	
Skip capacity volume of water	l	420	325	280	420	325
Drive						
Manufacturer/model	–	—		Yanmar 3TNV76	Yanmar 3TNV76	
Design system	–	—		water-cooled 3-cylinder diesel	water-cooled 3-cylinder diesel	
Power (ISO 3046/1)	kW/hp	6.5		18.9/25.7	18.9/25.7	
Displacement	cm³	—		1,116	1,116	
Operating speed	min⁻¹	—		3,000	3,000	
Emissions / exhaust emission stage	–	100% electric		Stage V	Stage V	
Drive characteristics						
Max. travel speed	km/h	14		15	16	
Articulation	degrees	± 33		± 36	± 36	
Swing	degrees	± 15		± 15	± 15	
Turning radius external	mm	3,650		3,000	3,344	
Theor. gradeability gel.	%	32		48	48	
Drive system						
Drive system	–	4WD electric		4WD Hydrostatic	4WD Hydrostatic	
Standard tires with tractor tread	–	10.0/ 75–15.3		10.00/ 75–15.3	10.00/ 75–15.3	
Hydraulic system						
Drive pump	–	—		Axial piston pump	Axial piston pump	
Flow rate	l/min	—		84	135	
Operating pressure	bar	—		360	360	
Work pump	–	Gear pump		Gear pump	Gear pump	
Flow rate	l/min	16.8		25	25	
Operating pressure	bar	175		170	170	
Tank capacity						
Diesel tank	l	—		15	20	
Hydraulic oil tank	l	20		20	20	
Noise emissions						
Sound power level (LwA) (according to 2000/14/EC)	dB(A)	91		101	101	
Emission sound pressure level (LpA)	dB(A)	58		82	81	

Technical data.

Wheel dumpers and Dual View dumpers.

Unit	DW20				DW30			DW40	DW50		DW60			DW90	DV45	DV60			DV90		DV100	DV125	
	High swivel tip skip	Asphalt skip	Swivel tip skip	SLE	High swivel tip skip	Concrete skip	Swivel tip skip	Swivel tip skip	Swivel tip skip		Swivel tip skip	Front tip skip	Swivel tip skip 3m	Front tip skip	Swivel tip skip	Front tip skip	Swivel tip skip	3-way side tipping platform	Front tip skip	Swivel tip skip	Front tip skip	Front tip skip	
General																							
Payload	kg	2,000				3,000			4,000	5,000		6,000			9,000	4,200	6,000			9,000		10,000	12,500
Shipping weight	kg	2,254	2,039	2,034	2,389	2,804	2,574	2,142	2,575	3,106		4,118	3,874	4,118	4,478	2,500–3,100	4,000	4,700	4,700	4,500	5,100	4,600	6,376
Skip capacity struck	l	950	950	950	780	1,280	1,650	1,280	1,800	2,000		2,350	2,700	2,300	3,600	1,810	2,700	2,400	2,000	3,750	3,300	4,150	5,900
Skip capacity heaped	l	1,280	1,160	1,280	1,060	1,750	2,000	1,750	2,300	2,650		3,150	3,600	3,100	4,500	2,400	3,500	3,150	3,000	4,600	4,350	5,000	7,000
Skip capacity volume of water	l	700	740	700	630	990	1,200	990	1,190	1,320		1,600			2,350	1,350	1,900	1,600	2,000	2,400	2,050	2,550	3,700
Drive																							
Manufacturer/model	–	Yanmar 3TNV76				Perkins 403J-E17T			Yanmar 3TNV76*	Perkins 403J-E17T	Deutz TD 2.2**		Deutz TD 2.2**	Deutz TD 2.9	Deutz TD 2.9	Perkins 403J-E17T	Deutz TD 2.9/TD 3.6***		Deutz TD 2.9/TD 3.6***		Deutz TD 2.9***	Deutz TD 3.6***	
Design system	–	water-cooled 3-cylinder diesel				water-cooled 3-cylinder turbo diesel			water-cooled 3-cylinder diesel	water-cooled 3-cylinder turbo-diesel	water-cooled 3-cylinder turbo-diesel		water-cooled 3-cylinder turbo-diesel	water-cooled 4-cylinder turbo-diesel	water-cooled 4-cylinder turbo-diesel	water-cooled 3-cylinder turbo-diesel	water-cooled 4-cylinder turbo-diesel		water-cooled 4-cylinder turbo-diesel		water-cooled 4-cylinder turbo-diesel	water-cooled 4-cylinder turbo-diesel	
Power (ISO 3046/1)	kW/hp	18.9/25.7				36/45.3			18.9/25.7	36/45.3	44.5/59.7		44.5/59.7	55.4/75.3	55.4/75.3	36/45.3	55.4/75.3 100/136		55.4/75.3 100/136		55.4/75.3	100/135.9	
Displacement	cm³	1,116				1,663			1,116	1,663	2,200		2,194	2,900	2,900	1,663	2,900/3,600***		2,900	3,600	2,900	3,600	
Operating speed	min ⁻¹	3,000				2,200			3,000	2,200	2,200		2,300	2,200	2,200	2,200	2,200/2,000***		2,200	2,000	2,200	2,000	
Emissions/exhaust emission stage	–	Stage V				Stage V			Stage V		Stage V		Stage V	Stage V	Stage V	Stage V	Stage V		Stage V		Stage V	Stage V	
Drive characteristics																							
Max. travel speed	km/h	20				25			20	25	25/30		25		25	25	25		30		30	25	
Articulation	degrees	± 36				± 36			± 36		± 37		± 29		± 29	± 36	± 29		± 28		± 28	± 28.3	
Swing	degrees	± 15				± 15			± 12		± 15		± 11.5		± 11.5	± 15	± 11		± 11		± 11	± 11.5	
Turning radius external	mm	3,800				3,800			4,030		4,280		6,025		6,750	4,465	6,110/6,260****	6,490	6,620		6,600	7,188	
Theor. gradeability gel.	%	62				62			63		58		58		58	63	58		58		58	50	
Drive system																							
Drive system	–	4WD hydrostatic				4WD hydrostatic			4WD hydrostatic	4WD hydrostatic incl. ECO mode		4WD hydrostatic		4WD hydrostatic incl. ECO mode	4WD hydrostatic	4WD hydrostatic incl. ECO mode		4WD hydrostatic incl. ECO mode		4WD hydrostatic incl. ECO mode	4WD hydrostatic incl. ECO mode	4WD hydrostatic incl. ECO mode	
Tires - standard	–	10.00/75–15.3 tractor tread				11.5/80–15.3 tractor tread			11.5/80–15.3 tractor tread	Mitas 12.5-18 16PR MPT-01TL		405/70–20 tractor tread		500/60–22.5 tractor tread	11.5/80–15.3 tractor tread	405/70–20 tractor tread		500 / 60–22.5 flotation tires		500 / 60–22.5 flotation tires	600 / 50–22.5 flotation tires		
Hydraulic system																							
Drive pump	–	Axial piston pump				Axial piston pump			Axial piston pump	Axial piston pump		Axial piston pump		Axial piston pump	Axial piston pump	Axial piston pump		Axial piston pump		Axial piston pump	Axial piston pump	Axial piston pump	
Flow rate	l/min	66				66			99	123.2		123		123	–	123	180		123	180	123	180	
Operating pressure	bar	445				445			448	470		500		500	–	500		500		500		473	
Work pump	–	Gear pump				Gear pump			Gear pump	Gear pump		Gear pump		Gear pump	Gear pump	Gear pump		Gear pump		Gear pump	Gear pump		
Flow rate	l/min	33.4				33.4			30.9	57.86		59		60.6	40.2	70	88		70	88	70	70	
Operating pressure	bar	200				200			220	220		240		240	240	240		240		240		240	
Tank capacity																							
Diesel tank	l	35				35			45	60		70		70	55	80/150***		80/150***		80/150***		150	
Hydraulic oil tank	l	31				31			28	39.8		48		48	46	60		60		60		60	
Noise emissions																							
Sound power level (LwA) (according to 2000/14/EC)	dB(A)	101				101			101	101		101		101	101	101	101		101	101	101	101	
Emission sound pressure level (LpA)	dB(A)	82				81/77***			80	81		81		81	80	80	80		80	80	80	80	

* Data for the optional engine: see DW40 ** Data for the optional engine: see DW90 *** Data for the optional engine **** Swivel tip change skip



Compact, maneuverable,
and powerful:
our track dumpers

	DT05e	DT10e	DT05	DT08	DT10	DT12	DT15	DT23
Max. payload (kg)	500	1,000	500	800	1,000	1,200	1,500	2,500
Engine output (kW/hp)	5.5/7.5	5.5/7.5	4.9/6.7*	6.8/9.2*	9.7/13.2	12/16.3	15/20.4	18.5/25
Undercarriage width (mm)	660	790	660	790	790	790	1,080	1,300
Max. skip capacity heaped (l)	313**	427	313**	387**	460	460	800*	1,200

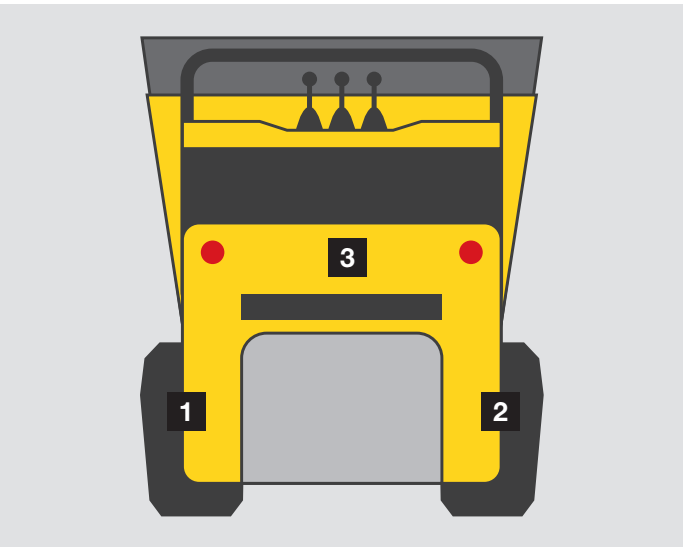
* Diesel version ** Front tip skip version

Electric track dumpers DT05e and DT10e: compact and emission-free.



Electric drive system.

Simply start and drive away: Thanks to the electric drive system, no frequent gear shifting is required and the operator can focus entirely on their task. In doing so, the drive system and the work hydraulics can be operated entirely independent of one another.



Three drive motors for 100% electric driving.

One motor per track, as well as for the work hydraulics, which act more efficiently and independent of each other.

- 1 Left motor track
- 2 Right motor track
- 3 Work hydraulics motor



Battery charger on the machine.

As a result of the charging cable included on the machine, it is possible to charge the machine anywhere and it is usable independent of location. The machine can also be left on the construction site overnight and is immediately ready for use the next day.



Chargeable at a normal 220 V socket.

With a maximum charging time of 8 hours the machine can simply be connected up to an outlet overnight to fully charge and is ready to use again in the morning with a full battery. The installed charging cable for a 220 V outlet is securely stored in the machine and therefore the machine can be spontaneously charged anywhere.

Safety

- Lockable engine hood
- High level of traction and gradeability
- Available with front or high tip skip

Environmental-friendliness

- 100% electric – 0% emissions in application
- Low noise emissions for applications in sensitive environments
- More applications options thanks to the electric drive
- Low service and operating costs

Maintenance

- Easy service and maintenance access
- Maintenance-free battery

Efficiency

- Automatic machine switch-off when not in use
- Compact dimensions
- Quick and easy charging at any 220V socket
- Self-loading equipment for independent loading



Rising to every challenge.

An overview of all the features of our conventional track dumpers:

Efficiency

- Many skip and platform versions
- Optimal weight distribution
- Small dimensions
- Auto-stop function

Maintenance

- Easy service and maintenance access
- Long maintenance intervals

Safety

- Hanging suspension-mounted rollers
- Entry and exit on both sides
- Lockable engine hood
- Wide tracks

Performance

- Hydrostatic drive system
- Diesel or gasoline engines
- Optional self-loading equipment
- Different engine options: 2-cylinder, 3-cylinder or 4-cylinder (depending on the model)
- Auxiliary hydraulics



Our conventional track dumpers: compact construction site aids.



Hydrostatic drive.

Simply start and drive away: because of the hydrostatic drive system, no frequent gear changing is needed and the operator can focus on the task.



Diesel or gasoline engines.

Diesel or gasoline engines are available depending on the specifications or requirements.



Small dimensions and wide tracks.

The compact dimensions of the machine are ideally suited to maneuvering and working in confined spaces. Due to the wide tracks, the machine has a very low ground pressure, whereby the sub-base on which is being worked is only minimally loaded and, as a result can be treated gently.



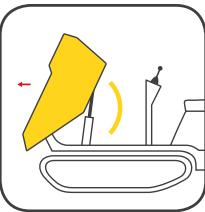
Hanging suspension-mounted rollers.

The suspension-mounted rollers ensure increased running smoothness and safer driving behavior. Due to the hanging mounting, the obstacles and irregularities, like stones, even out. In this way, you also benefit from optimal driving comfort, even under any terrain conditions.

Skip and platform versions.

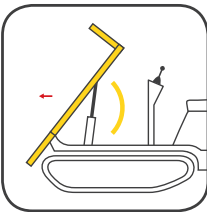
Whether for construction sites, gardening and landscaping, or municipal use: The different skip types and platform versions are designed for different needs and provide you with exactly the qualities that are in demand.

Track dumpers



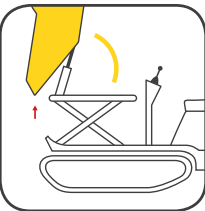
Front tip skip
The front tip skip is ideal for when a lot of material has to be transported within a short time.

- For larger volumes of material
- Low center of gravity and low dumping height
- Economical solution



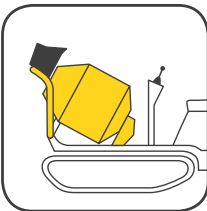
Front tip platform
Enlarging the loading area is done in one simple step with the front tip platform.

- Side parts that fold down
- Suitable for pallet transport



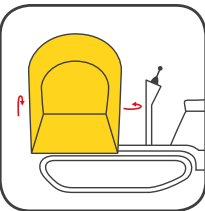
High tip skip
The high tip skip bridges height differences when dumping the material.

- Suitable for container loading
- Dumping height of up to 1,963 mm
- Flexible use as front or high tip skip



Concrete mixer
If necessary, a track dumper is made into a concrete mixer in a few steps.

- Mixing capacity of 360 l
- Self-loading shovel with 70 l volume



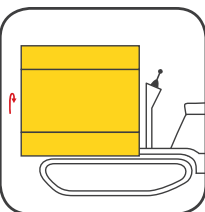
Swivel tip skip
The swivel tip skip places material precisely – thanks to the variable 180° tipping.

- Leveling during transport of liquids on gradients
- 2 x 90° swing gear left and right
- Lateral filling possible



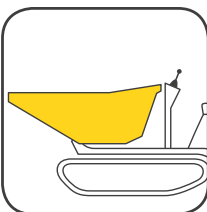
Self-loading equipment
Entirely without other machines, lots of material can be filled in a short time with the self-loading equipment.

- Lifting of up to 280 kg material



3-way side-tipping platform
The 3-way side-tipping platform offers you the greatest possible flexibility when unloading bulk material.

- Material can be emptied forward or to the side
- Removable side parts
- Suitable for pallet transport



Special skips
Additional skip options are available for special applications, such as the light materials trough. Simply ask your specialized dealer.




Front tip skip



Front tip platform



High tip skip



Concrete mixer



Swivel tip skip



Self-loading equipment

Configuration options.

Track dumpers.

	DT05e	DT10e	DT05		DT08		DT10	DT12	DT15	DT23
Type of drive	Electric	Electric	Gasoline	Diesel	Gasoline	Diesel	Diesel	Diesel	Diesel	Diesel
Skip options										
Front tip skip	○	○	○	○	○	○	○	○	○	—
Self-loading system for front tip skip	○	○	○	○	○	○	○	○	○	—
High tip skip	○	○	○	○	—	○	○	○	○	—
Self-loading system for high tip skip	○	○	—	—	—	—	○	○	○	—
Swivel tip skip	—	—	—	—	—	—	○	○	○	○
Front tip platform	—	—	—	—	○	○	○	○	—	—
3-way side-tipping platform	—	—	—	—	—	—	—	—	○	—
Light materials skip with SLE	—	—	—	—	—	—	●	●	—	—
Concrete mixer	—	—	—	—	—	—	—	—	○	—
Concrete mixer with SLE	—	—	—	—	—	—	—	—	○	—
Machine options										
Manual start	—	—	●	—	—	—	—	—	—	—
Electric start	—	—	—	●	●	●	●	●	●	●
Operating hour meter	●	●	●	●	●	●	●	●	●	●
Lockable engine hood	●	●	●	●	●	●	●	●	●	●
Fold-up running board	●	●	●	●	●	●	●	●	—	—
Operator's seat	—	—	—	—	—	—	—	—	●	●
1 travel speed	●	●	—	—	—	—	●	—	—	—
2 travel speeds	●	—	●	●	●	●	—	●	●	●
Bio-Oil	○	○	○	○	○	○	○	○	○	○
Custom-made paint finish	○	○	○	○	○	○	○	○	○	○
Trailer lug	—	—	—	—	—	—	—	—	—	○
PTO auxiliary hydraulics	—	—	—	—	—	○	—	○	●	●
ROPS stirrup-shaped bar	—	—	—	—	—	—	—	—	●	●
Security 24 C (2,000 h)	○	○	○	○	○	○	○	○	○	○
Security 36 C (3,000 h)	○	○	○	○	○	○	○	○	○	○
Security 48 C (4,000 h)	○	○	○	○	○	○	○	○	○	○
Security 60 C (5,000 h)	○	○	○	○	○	○	○	○	○	○

● Standard ○ Option — not available

The Wacker Neuson product range includes over 300 different product series with different versions. With the selection of different options, the product information can vary accordingly. Not all Wacker Neuson products listed or shown here are however available or allowed in all countries. The Wacker Neuson products shown are examples and as such are subject to changes. We are happy to make you a specific offer upon request. Reproduction only with the written approval of Wacker Neuson.

© Wacker Neuson SE

Dimensions.

Track dumpers.

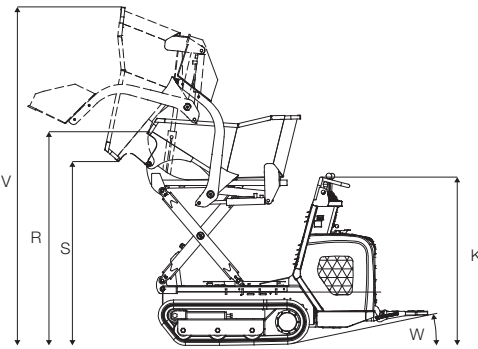
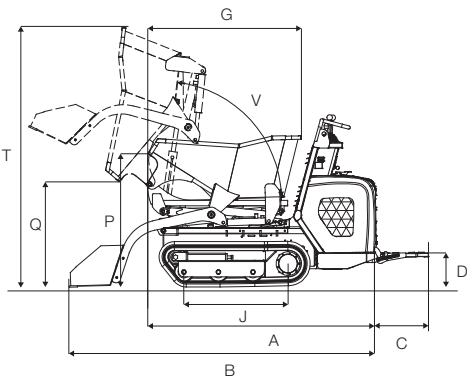
		Unit	DT05e		DT10e		DT05				DT08				DT10					
			Front tip skip	High tip skip	Front tip skip	High tip skip	Front tip skip	High tip skip	Front tip skip	High tip skip	Front tip skip	High tip skip	Front tip skip	High tip skip	Front tip skip	Swivel tip skip	Front tip platform	High tip skip	Light material skip	
Drive			Electric		Electric		Diesel		Gasoline		Diesel		Gasoline		Diesel					
A	Length	mm	1,670	619	1,803	1,685	1,670	1,550	1,630	1,510	1,660	1,545	1,660	1,540	1,800	1,960	1,882	1,684	1,823	
B	Length with self-loading system (without running board)	mm	2,514		2,248	2,208	-				2,133	-	2,132	-	2,267	-	-	2,240	2,277	
C	Length of running board	mm	365		392		365		387		387		388		393					
D	Height over running board	mm	252		265		252				234		257		265					
E	Undercarriage width	mm	660		830	790	660				790				790					
F	Width of skip	mm	589		790	764	589	616	589	660	700	764	700	764	700	730	806	764	700	
G	Skip length	mm	1,310	1,278	1,320	1,134	1,280	1,120	1,280	1,120	1,320	1,134	1,320	1,134	1,320	1,427	1,200	1,134	1,357	
H	Width with self-loading system	mm	700	620	830		-				830	-	830	-	830	-	-	830		
I	Track width	mm	180		180		180				180				180					
J	Track rise length	mm	753		875		753				753				875					
K	Height over control console	mm	1,185		1,270		1,185				1,240		1,180		1,280					
L	Height over skip hand guard	mm	1,310		1,445	-	-				1,313	-	1,313	-	1,365	1,301	-	-	-	
M	Concrete mixer width	mm	-		-		-				-				-					
N	Height over ROPS bar	mm	-		-		-				-				-					
O	Height over ROPS bar (collapsed)	mm	-		-		-				-				-					
P	Height of skip front edge	mm	759	1,024	801	1,083	759	993	760	993	750	964	750	965	804	1,045	849	1,076	812	
Q	Tipping height	mm	410	741	474	863	410	804	410	804	420	757	420	757	474	650	256	868	460	
R	Height of front edge, high tip skip raised	mm	-	1,685	-	1,688	-	1,600	-	1,600	-	1,646	-	1,646	-	-	-	1,688	-	
S	Tipping height, high tip skip raised	mm	-	1,403	-	1,467	-	1,397	-	1,397	-	1,426	-	1,426	-	-	-	1,467	-	
T	Max. height, skip raised	mm	1,827	2,050	1,905	2,003	1,735	1,907	1,735	1,907	1,845	1,898	1,845	1,898	1,905	2,112	1,430	2,009	1,950	
U	Max. height, high tip skip raised	mm	-	2,712	-	2,610	-	2,500	-	2,500	-	2,570	-	2,570	-	-	-	2,610	-	
V	Tipping angle of the skip	°	70	78	70	82	72	77	72	77	72	82	72	82	70	85	56	82	70	
W	Running board retraction angle	°	14		14	15	14		15		13		14		14					
X	Ground clearance	mm	110		184	128	110				110		110	112	175	172	160	160	172	

Dimensions.
Track dumpers.

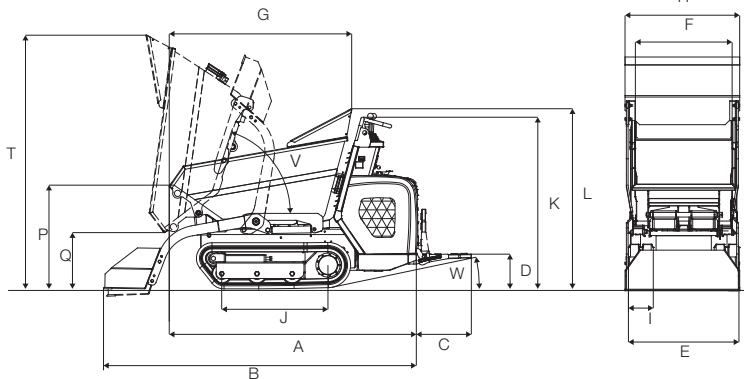
		DT12				DT15					DT23
		Front tip skip	High tip skip	Swivel tip skip	Front tipping platform	Front tip skip	3-way side tipping platform	Swivel tip skip	High tip skip	Concrete mixer	Swivel tip skip
Fuel	Unit	Diesel				Diesel					Diesel
A Length	mm	1,823	1,684	1,960	1,882	2,585	2,640	2,674	2,609	2,403	3,304
B Length with self-loading system (without running board)	mm	2,277	2,240	–		3,160	–	–	3,365	3,250	–
C Length of running board	mm	393				–					–
D Height over running board	mm	265				–					–
E Undercarriage width	mm	790				1,080					1,300
F Width of skip	mm	700	764	730	800	1,054	1,020	1,102	1,000	–	1,312
G Skip length	mm	1,357	1,134	1,427	1,200	1,482	1,547	1,537	1,500	–	1,945
H Width with self-loading system	mm	830		–		1,080	–	–	1,121	1,080	–
I Track width	mm	180				230					270
J Track rise length	mm	875				1,100					1,275
K Height over control console	mm	1,280				–					–
L Height over skip hand guard	mm	–		1,301	–	–					–
M Concrete mixer width	mm	–				–	–	–	–	926	–
N Height over ROPS bar	mm	–				2,372					2,523
O Height over ROPS bar (collapsed)	mm	–				2,022					2,163
P Height of skip front edge	mm	812	1,076	1,045	850	770	1,150	1,210	1,104	1,254	1,393
Q Tipping height	mm	460	868	650	256	472	380/570*	810/814*	873	762	547
R Height of front edge, high tip skip raised	mm	–	1,688	–		–	–	–	2,193	–	–
S Tipping height, high tip skip raised	mm	–	1,467	–		–	–	–	1,963	–	–
T Max. height, skip raised	mm	1,950	2,009	2,112	1,430	2,070	2,040	2,381	2,383	1,647	2,505
U Max. height, high tip skip raised	mm	–	2,610	–		–	–	–	3,472	–	–
V Tipping angle of the skip	°	70	82	85	56	63	63/53*	84	78	62	85
W Running board retraction angle	°	14				–					–
X Ground clearance	mm	175	175	172	160	224					160

* When tipping to the front / side

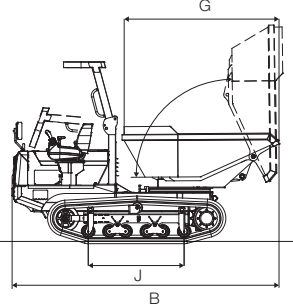
High tip skip with self-loading equipment (SLE)



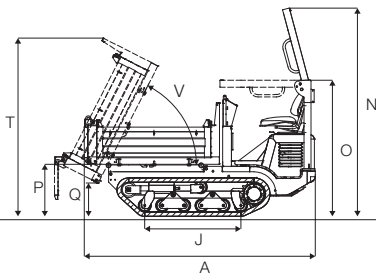
Front tip skip with self-loading equipment (SLE)



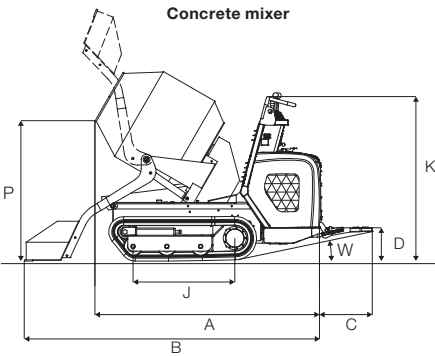
Swivel tip skip



3-way side-tipping platform



Concrete mixer



Technical data.

Track dumpers.

	Unit	DT05e	DT10e		DT05				DT08				DT10				DT12				DT15					DT23
		High tip skip	Front tip skip	High tip skip	Front tip skip	High tip skip	Front tip skip	High tip skip	Front tip skip	High tip skip	Front tip skip		Front tip skip	High tip skip	Swivel tip skip	Front tipping platform	Front tip skip	High tip skip	Swivel tip skip	Front tipping platform	Front tip skip	3-way side tipping platform	Swivel tip skip	High tip skip	Concrete mixer	Swivel tip skip
General																										
Fuel		Electric	Electric		Diesel		Gasoline		Diesel		Gasoline		Diesel				Diesel				Diesel					Diesel
Shipping weight	kg	540*	815/ 865*	995	465/ 545*	520	420/ 500*	475	560/ 630*	620	520/ 590*		630/ 695*	740/ 820*	775	590	655/ 725*	765/ 835*	795	610	1,310/ 1,390*	1,270	1,330	1,540/ 1,620*	1,430/ 1,510*	2,800
Max. machine payload	kg	500	1,000	550	500	400	500	400	800	500	800		1,000	550	1,000		1,200	600	1,200		1,500			900	1,500	2,300
Skip capacity heaped	l	313	427	280	313	210	313	210	387	280	387		427	400	460	300	446	280	460	300	800	690	760	650	360	1,400
Skip capacity struck	l	273	367	240	273	170	273	170	334	240	334		367	240	431	210	393	240	431	210	660	520	550	632	–	1,120
Skip capacity volume of water	l	142	166	195	142	140	142	140	166	195	166		166	195	240	–	173	195	240	–	550	520	410	375	–	769
Self-loading equipment volume/load capacity	l/m³	65/ 110	65/ 110		65/ 110	–	65/ 110	–	65/ 110	–	65/ 110		65/ 110	–	65/ 110	–	65/ 110	65/ 110	65/ 110	–	130/ 280	–	–	130/ 280	70/ 280	–
Drive																										
Manufacturer/model	–	Electric motor	Electric motor		Yanmar		Honda		Yanmar		Honda		Kubota				Kubota				Kubota					Kubota
Model	–	–	–		L70N6		GX 200		L100N6		GX 270		Z482-E				D-722				D-902					V-1505
Cylinders	–	–	–		1				1		1		2				3				3					4
Energy source	–	Current	Current		Diesel		Gasoline		Diesel		Gasoline		Diesel				Diesel				Diesel					Diesel
Output	kW/hp	5.5/ 7.5	5.5/ 7.5		4.9/ 6.6		4.5/ 6		6.8/ 9.2		6.7/ 9.1		9.7/ 13.2				12/ 16.3				15/ 20.4					18.5/ 25.2
At rpm	rpm	–	–		3,600				3,100		3,600		3,600				2,700				3,000					2,300
Displacement	cm³	–	–		320		196		435		270		479				719				898					1,498
Max. torque	Nm	–	–		18		13.2		22.5		17.7		30				37				56					163
At rpm	rpm	–	–		2,400		2,500		2,000		2,500		2,600				2,600				2,400					1,600
Cooling system	–	–	–		Air				Air				Water				Water				Water					Water
Drive characteristics																										
Travel speed	–	2	1		2				2				1				1				2					2
1st Stage	km/h	1.5	4.0		1.6		1.8		2.1				4.0				4.0				4.0					5.0
2nd Stage	km/h	3	–		4.0		3.9		4.0				–				–				7.5					11
Ground pressure empty/loaded	kg/cm²	0.18/ 0.34	0.20/ 0.40	0.18/ 0.52	0.15/ 0.24		0.12/ 0.25		0.19/ 0.36		0.16/ 0.34		0.18/ 0.52				0.18/ 0.52				0.28/ 0.51					0.24/ 0.49
Theor. gradeability gel.	%	36	36		36		36		36				36				36				27					36
Hydraulic system																										
Variable displacement pumps	Number	–	–		–				–				2				2				2					2
Variable displacement pump flow rate	l/min	–	–		–				–				29 + 29				29 + 29				35 + 35					66 + 66
Gear pumps	Number	1	1		3				3				1				1				1					1
Gear pump flow rate	l/min	–	–		30		25		41				66				22				25					40
Work hydraulics flow rate	l/min	11	5		19		14		20				8				80				95					172
Max. pressure of drive hydraulics	bar	–	–		200				175				250				220				270					340
Max. pressure of work hydraulics	bar	140	160		145		135		150				160				170				170					180
Tank capacity																										
Fuel tank	l	–	–		3.3		3.6		5.4		6		9.7				9.7				24					54
Oil tank	l	9	5		15				22.3				22.1				25.4				25					30
Noise emissions																										
Sound power level	dB (A)	94	93	94	100		95		100				101				99				100					100
Sound pressure level at the operator's ear	dB (A)	74	74		89		83		93		87		88				88				87					82
Other																										
Voltage/capacitance	V/Ah	44.8/ 144	76.8/ 144		12/ 30		–		12/ 44		12/ 30		12/ 55				12/ 55				12/ 60					12/ 105
Battery voltage	V	44.8	76.8		–				–				–				–				–					–

* with self-loading equipment (SLE) - not available

Wacker Neuson – all it takes.



Concrete technology



Vibratory rammers



Vibratory plates



Rollers



Demolition technology



Generators



Lighting



Pumps



Excavators



Wheel loaders



Telehandlers



Dumpers



Financial solutions



Repair & Maintenance



Academy



EquipCare & EquipCare Pro



Rental



Concrete specialists



eStore



Spare parts



Used machines



ConcreTec



wackerneuson.com



Facebook
wackerneuson



Instagram
@wackerneuson



Youtube
Wacker Neuson



LinkedIn
Wacker Neuson



TikTok
@wacker.neuson



WN.EMEA.10369.V05.EN-US

02/2025 EN